






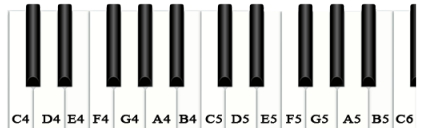



Name: _____

Project 4 RUBRIC

Assignment: This is your final Finale Project! You will be writing another duet for two instruments. You should demonstrate your knowledge of Finale by using a variety of notes, rhythms, motion and expression markings.

You will be assessed using the following rubric:

The document is set up with the following settings: (1 pt each)	POINTS
1. Select two instruments: <u>flute</u> , <u>oboe</u> , <u>violin</u> , <u>treble clef</u>	
2. Keep the piece in <u>C Major</u>	
3. Keep the piece in <u>Common time (4/4)</u> .	
4. The piece will be <u>20 measures in length</u> .	
5. The piece has correct title: <u>Project 4 –“Last Name”</u>	
You will be assessed on your use of the following music elements:	
6. RHYTHMS: eighth note  quarter note  half note  whole note 	1 2 3 4 5
7. RESTS: eighth rest  Quarter rest  half rest 	1 2 3 4 5
<p>8. MELODY – The range of your piece needs to be no lower than middle “C” (C4) and no higher than high “C” (C6).</p>   <p>You must use all examples of contrapuntal motion. Label each type of motion and indicate the measures where it occurs: Contrary: _____ Similar: _____ Parallel: _____ Oblique: _____</p>	1 2 3 4 5
<p>9. EXPRESSION –</p> <p>a. You must insert 8 dynamic markings in your piece. You may choose from:</p> <p style="text-align: center;">(softest) <i>ppp</i> <i>pp</i> <i>pp</i> <i>mp</i> <i>mf</i> <i>f</i> <i>ff</i> <i>fff</i> (loudest)</p> <p>b. You must include 8 examples of crescendo/decrescendo:</p> <p style="text-align: center;">crescendo (increase volume) < decrescendo (decrease volume) ></p>	1 2 3 4 5
Additional Comments:	TOTAL: ____/25